
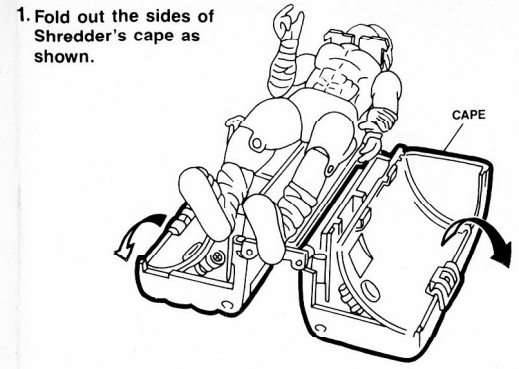


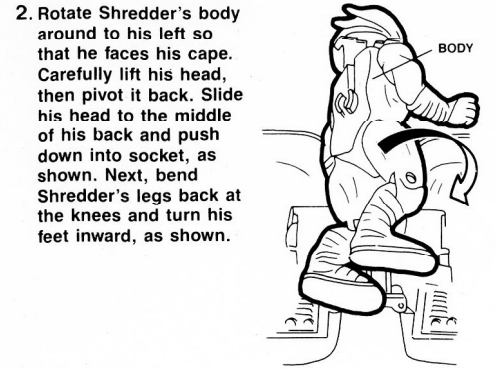
ROAD READY™
MUTATIONS™
TEENAGE MUTANT NINJA
TURTLES®



Help! I'm the Mutant Module trapped inside Shredder and I need you to get me out! And hurry!

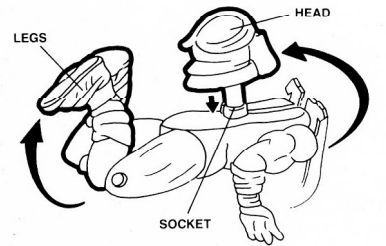
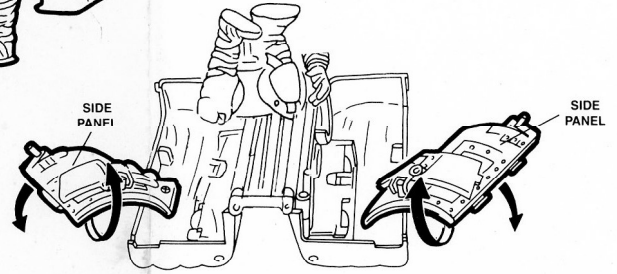


1. Fold out the sides of Shredder's cape as shown.

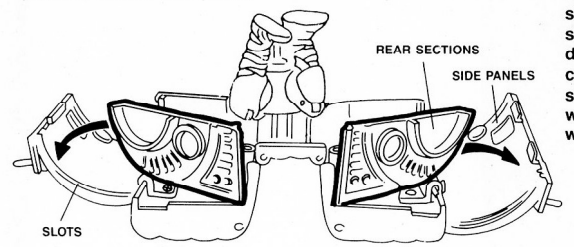


2. Rotate Shredder's body around to his left so that he faces his cape. Carefully lift his head, then pivot it back. Slide his head to the middle of his back and push down into socket, as shown. Next, bend Shredder's legs back at the knees and turn his feet inward, as shown.

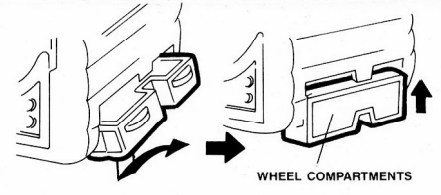
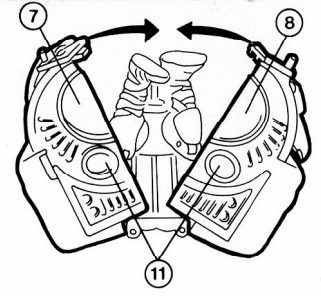
3. Pull out the side panels of the Mutant Module from inside the cape and rotate them into place as indicated.




4. Pull out the rear sections of Module from inside the cape and insert them into the groove on each side panel to secure into place.



5. Fold shut the two sides of the Mutant Module and snap into place. Be sure Shredder's body is still facing his cape. Pull down the wheel compartments on the sides and rotate out the wheels. Then snap the wheels up into place.

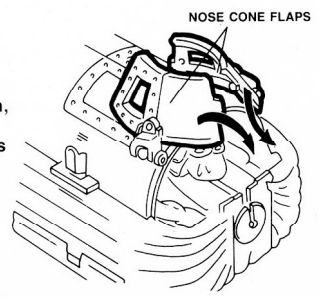


Now stand back! You've just created a mechanical Mutant monster machine! Now you can really detail the Mutant Module by placing labels on the vehicle as shown. Whoa! Look out, dude!

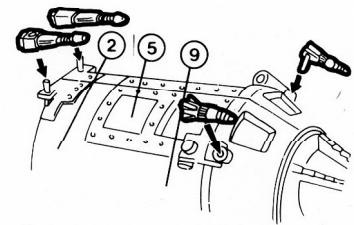
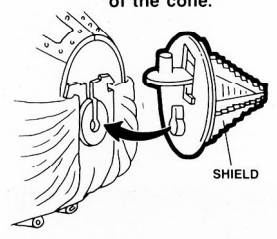


Flip up the bumper rest to form the barrel of the Lube Gun. Next flip down the jack handle and pull out the gun grip as shown. To Mutate back into a Jack, just reverse the steps.

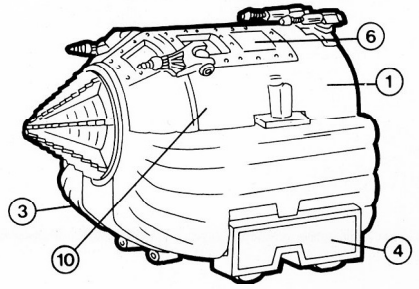
6. Rotate the front nose cone flaps into position, then snap into place as indicated.



7. Snap Shredder's shield in the center of the cone.



8. Place guns on top of Mutant Module as shown.



NOTES: • To Mutate the Mutant Module back into Shredder, just reverse the above instructions. It's that easy!
 • Do not force the Mutation process. If parts do not fit comfortably and figure/vehicle does not close easily, you may have missed a step.
 • Don't forget that being a Mutant master takes patience. The more you Mutate, the better you become!
 • Check out the enclosed Mutation Chart, which explains the miraculous evolution of these real Mutatin' Mutants!