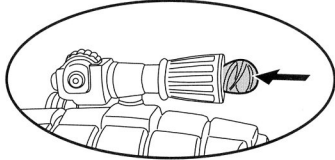


**nickelodeon™**  
**TEENAGE MUTANT NINJA**  
**TURTLES™**

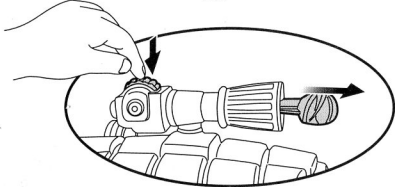
# SHELLRAISER




Load Trash Ball by pushing it into cannon as shown.



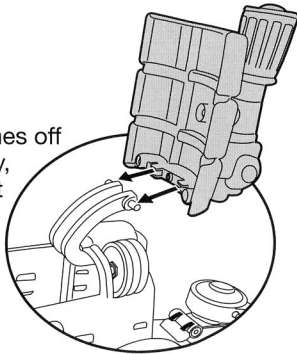
Fire Trash Ball by pushing down on trigger as shown.



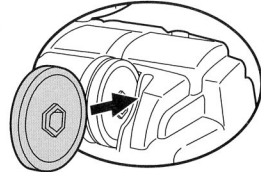
Lift to open roof and store your figures inside.



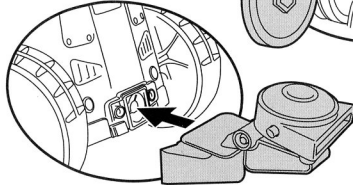
If roof comes off during play, just snap it back into place as shown.



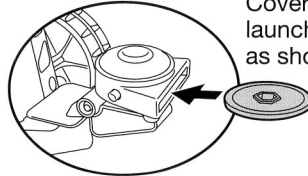
Store Manhole Cover discs in the slots on the side of the Shellraiser.



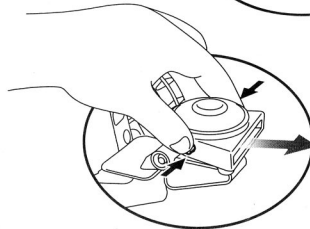
If the launcher comes off during play, just snap it back into place as shown.



Load Manhole Cover disc into launcher as shown.

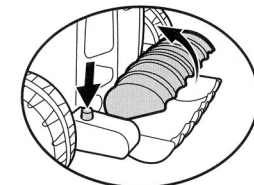


To fire disc squeeze the red buttons together on the sides of the launcher.



**Important:**

Do not fire at people, animals or at eyes or face. Do not use projectile other than that provided with this toy.



Press button to open and close the bumper bit.

**Troubleshooting:**

If Shellraiser is not working, try resetting.

**To Reset:**

Slide the switch to "OFF", then slide the switch to the "ON". If Shellraiser is still not working, try replacing the batteries.

**Batteries are included for demonstration purposes only and may need to be replaced by the consumer. Adult supervision is required to replace batteries.**

**To Change Batteries:**

- Unscrew battery cover.
- Take out old batteries and replace with 2 new AA batteries.
- Replace battery cover.

**Battery Instructions:**

- Non-rechargeable batteries are not to be recharged.
- Different types of batteries or new and used batteries are not to be mixed.
- Only batteries of the same or equivalent type as recommended are to be used.
- Batteries are to be inserted with the correct polarity.
- Exhausted batteries are to be removed from the toy.
- The supply terminals are not to be short-circuited.
- Batteries are to be removed from the toys when not in use.
- Batteries should only be replaced by an adult.
- Do not dispose of batteries in fire.
- Do not use rechargeable batteries.

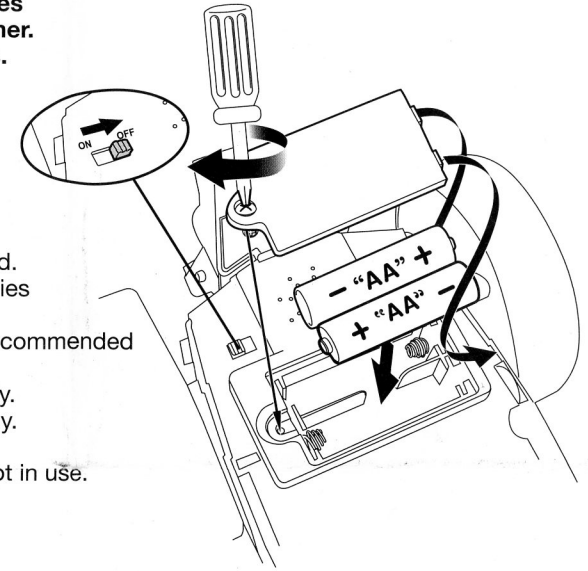
**Batteries Regulation:** Do not mix old and new batteries. Do not mix alkaline, standard (carbon-zinc), or rechargeable (nickel-cadmium) batteries.

In an environment with severe electrostatic discharge, the product may malfunction and requires user reset. This device complies with Part 15 of the FCC Rules. Operation is subject to the following two conditions: (1) this device may not cause harmful interference, and (2) this device must accept any interference received, including interference that may cause undesired operation.

**Warning:** Changes or modifications to this unit not expressly approved by the party responsible for compliance could void the user's authority to operate the equipment.

**NOTE:** This equipment has been tested and found to comply with the limits for a Class B digital device, pursuant to Part 15 of the FCC Rules. These limits are designed to provide reasonable protection against harmful interference in a residential installation. This equipment generates, uses, and can radiate radio frequency energy and, if not installed and used in accordance with the instructions, may cause harmful interference to radio communications. However, there is no guarantee that interference will not occur in a particular installation. If this equipment does cause harmful interference to radio or television reception, which can be determined by turning the equipment off and on, the user is encouraged to try to correct the interference by one or more of the following measures:

- Reorient or relocate the receiving antenna.
- Increase the separation between the equipment and receiver.
- Connect the equipment into an outlet on a circuit different from that to which the receiver is connected.
- Consult the dealer or an experienced radio TV technician for help.
- Consult the dealer or an experienced radio TV technician for help.



Ages 3 and up  
 Asst. #96770  
 Item #96771

