

# TEENAGE MUTANT NINJA TURTLES®

## M.E.C.H. WREKKERS MOTORIZED BATTLESUIT LEONARDO

### To Reset:

Slide the switch to "OFF", then slide the switch to the "ON" mode. If still not working, try replacing the batteries.

### To change batteries:

- Unscrew battery cover.
- Take out old batteries and replace with 3 new AA batteries.
- Replace battery cover.

### Battery Instructions:

- Non-rechargeable batteries are not to be recharged.
- Different types of batteries or new and used batteries are not to be mixed.
- Only batteries of the same or equivalent type as recommended are to be used.
- Batteries are to be inserted with the correct polarity.
- Exhausted batteries are to be removed from the toy.
- The supply terminals are not to be short-circuited.
- Batteries are to be removed from the toys when not in use.
- Batteries should only be replaced by an adult.
- Do not dispose of batteries in fire.
- Do not use rechargeable batteries.

### Batteries Regulation: Do not mix old and new batteries.

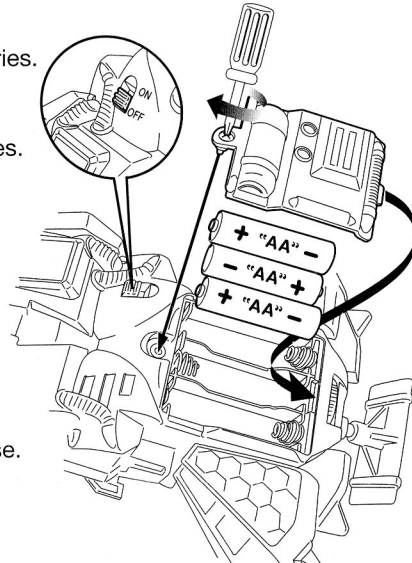
Do not mix alkaline, standard (carbon-zinc), or rechargeable (nickel-cadmium) batteries.

This device complies with Part 15 of the FCC Rules. Operation is subject to the following two conditions: (1) this device may not cause harmful interference, and (2) this device must accept any interference received, including interference that may cause undesired operation. Under the environment with severe electrostatic discharge, the product may malfunction and requires user reset.

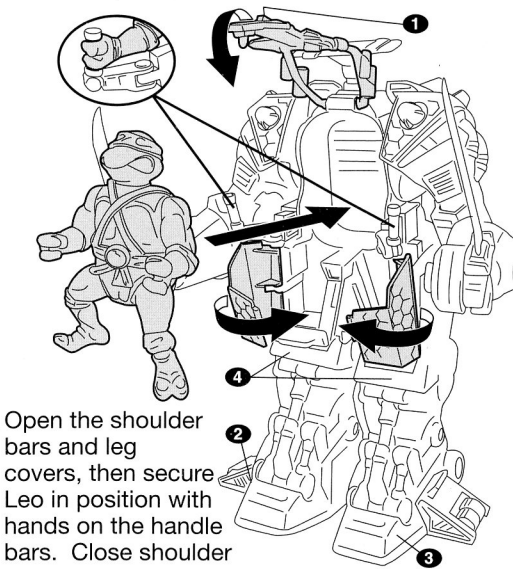
**Warning:** Changes or modifications to this unit not expressly approved by the party responsible for compliance could void the user's authority to operate the equipment.

**NOTE:** This equipment has been tested and found to comply with the limits for a Class B digital device, pursuant to Part 15 of the FCC Rules. These limits are designed to provide reasonable protection against harmful interference in a residential installation. This equipment generates, uses, and can radiate radio frequency energy and, if not installed and used in accordance with the instructions, may cause harmful interference to radio communications. However, there is no guarantee that interference will not occur in a particular installation. If this equipment does cause harmful interference to radio or television reception, which can be determined by turning the equipment off and on, the user is encouraged to try to correct the interference by one or more of the following measures:

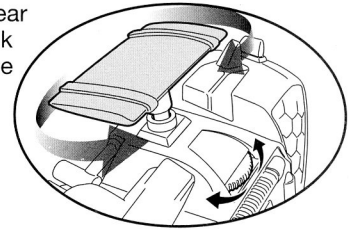
- Reorient or relocate the receiving antenna.
- Increase the separation between the equipment and receiver.
- Connect the equipment into an outlet on a circuit different from that to which the receiver is connected.
- Consult the dealer or an experienced radio TV technician for help.



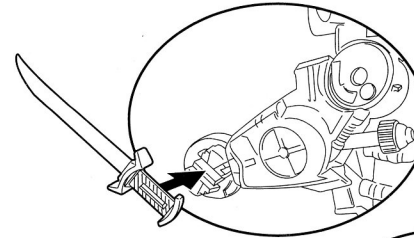
1. Open the shoulder bars and leg covers, then secure Leo in position with hands on the handle bars. Close shoulder bar and leg covers. Attach labels 1-4 as shown.



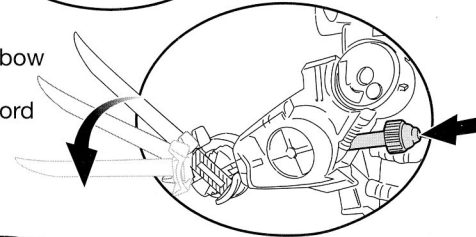
2. Turn the gear on the back to make the propeller spin.



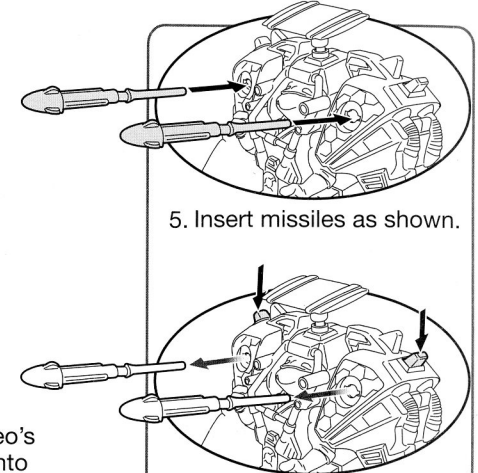
3. Snap Leo's sword into place on wrist.



4. Push the elbow mounted rods for sword chopping action.




5. Insert missiles as shown.



Push down the buttons on the shoulders to fire missiles.

Important: Do not fire at people, animals or at eyes or face. Do not use projectile other than that provided with this toy.



6. Move the switch on the back to "ON" and watch Leo go forward.

Ages 4 and up  
Asst. #91130  
Item #91131

**Playmates**  
TOYS

©2013 Viacom International Inc. All Rights Reserved.  
TEENAGE MUTANT NINJA TURTLES and all related titles, logos and characters are trademarks of Viacom International Inc.  
©2013 Viacom Overseas Holdings C.V. All Rights Reserved.  
TEENAGE MUTANT NINJA TURTLES and all related titles, logos and characters are trademarks of Viacom Overseas Holdings C.V.  
© 2013 Playmates Toys Inc. Distributed by Playmates Toys Inc.  
909 N. Sepulveda Blvd., Suite 800, El Segundo, CA 90245.  
PRINTED IN CHINA.