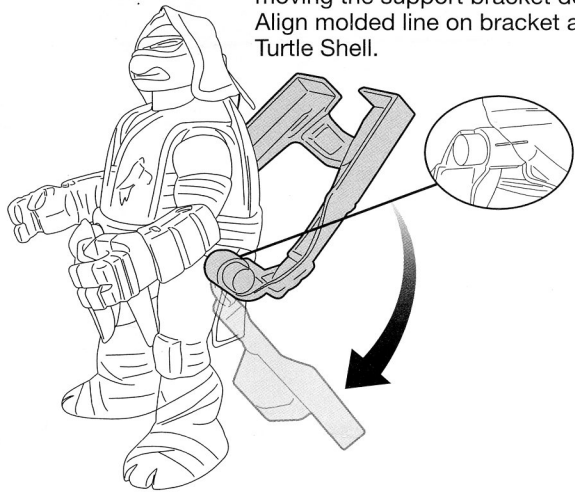


nickelodeon™

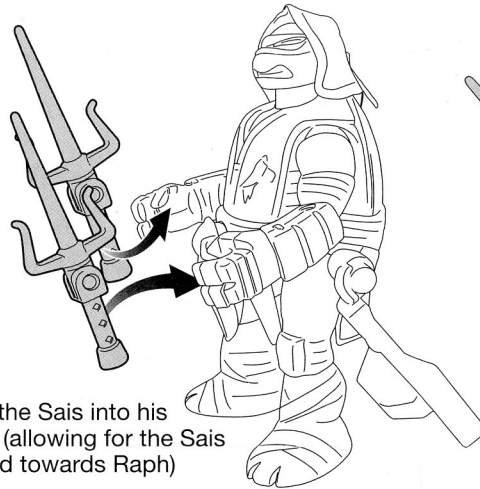
# TEENAGE MUTANT NINJA TURTLES™

## THROW N' BATTLE RAPHAEL

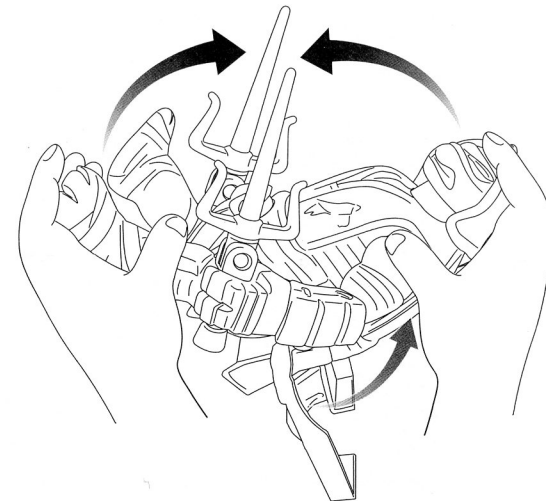

1. After removing Raphael from package – Reset the support by moving the support bracket down. Align molded line on bracket and Turtle Shell.



2. Insert the Sais into his hands (allowing for the Sais to bend towards Raph)

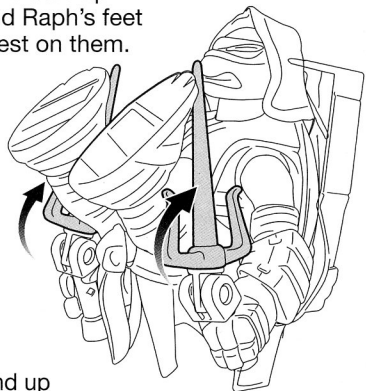


3. To Set to Stealth Mode – slowly pull the arms down and hold them down.



4. Pull the feet up towards the head (note the support bracket will also fold in) until it locks into place

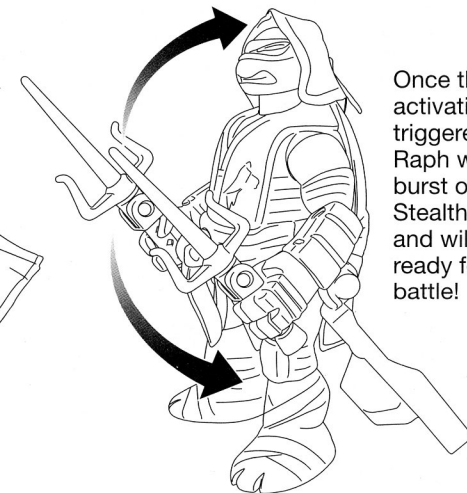
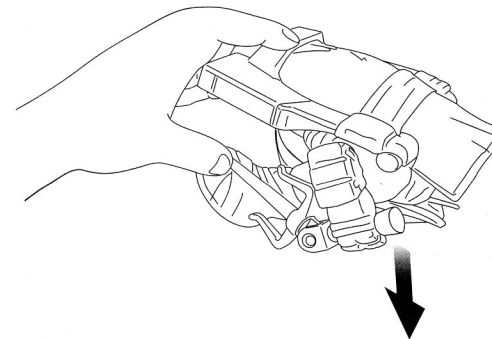
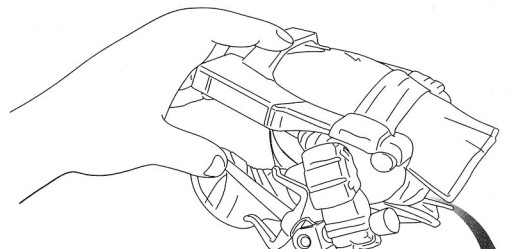
5. Pull the Sais up behind Raph's feet and rest on them.



### To Throw N' Battle

If you are having difficulty activating Raph then start out dropping Raph straight down. It does take some practice.

6. Toss Raph onto a safe hard surface and try to hit the activation point which is located on Raph's front Belt. It helps to toss back side first.



Once the activation is triggered – Raph will burst out of Stealth mode and will be ready for battle!

Ages 4 and up  
Asst. #91620  
Item #91633

©2013 Viacom International Inc. All Rights Reserved. TEENAGE MUTANT NINJA TURTLES and all related titles, logos and characters are trademarks of Viacom International Inc.

©2013 Viacom Overseas Holdings C.V. All Rights Reserved.

TEENAGE MUTANT NINJA TURTLES and all related titles, logos and characters are trademarks of Viacom Overseas Holdings C.V.

©2013 Playmates Toys Inc. Distributed by Playmates Toys Inc. 909 N. Sepulveda Blvd., Suite 800, El Segundo, CA 90245.

PRINTED IN CHINA.

**Playmates**  
TOYS

For more detailed instruction information visit [www.Playmatestoys.com](http://www.Playmatestoys.com)