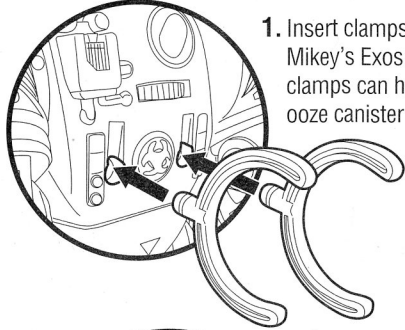


TMNTTM

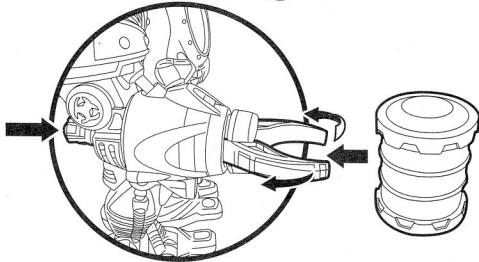
MINI MUTANTS

EXOSKELETON MICHELANGELO[®]

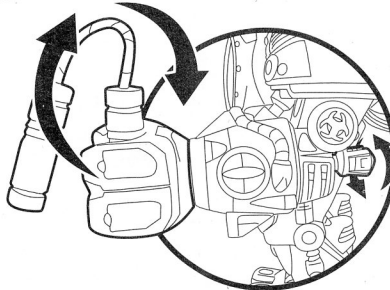
INSTRUCTIONS:



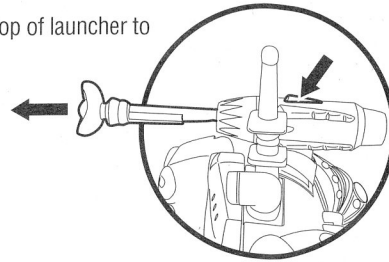
1. Insert clamps into back of Mikey's Exoskeleton. These clamps can hold Mikey's giant ooze canister.



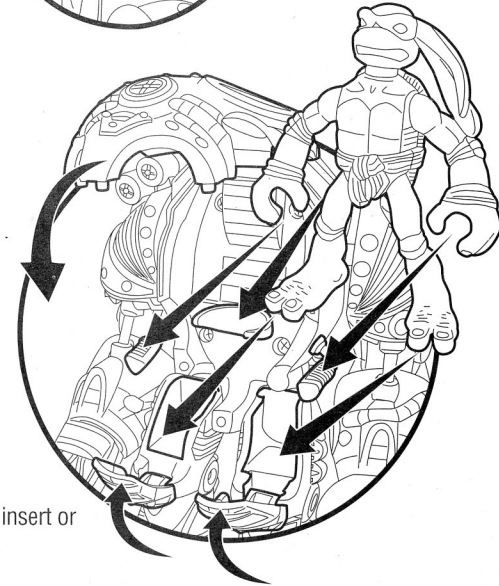
2. Press knob on back of Mikey's Exoskeleton elbow for clamping action. This clamp can also hold his giant ooze canister.



4. Turn knob on back of Mikey's Exoskeleton elbow for nun-chuck spinning action.



3. Press button on top of launcher to fire projectile.



5. Open hatch to insert or remove figure.

4+

Playmates
TOYS

ASST. NO. 55100
STOCK NO. 55104

Do not use projectile other than those provided by the toy.
Do not discharge in direction of people, animal or at eyes or face.
Teenage Mutant Ninja Turtles and TMNT are trademarks of Mirage Studios, Inc. Teenage Mutant Ninja Turtles[®] Leonardo[®], Michelangelo[®], Raphael[®], Donatello[®], Splinter[®], Shredder[®], and April O'Neil[®] are registered trademarks of Mirage Studios, Inc. All Rights Reserved.

⚠ WARNING: CHOKING HAZARD
Small parts. Not for Children under 3 years.