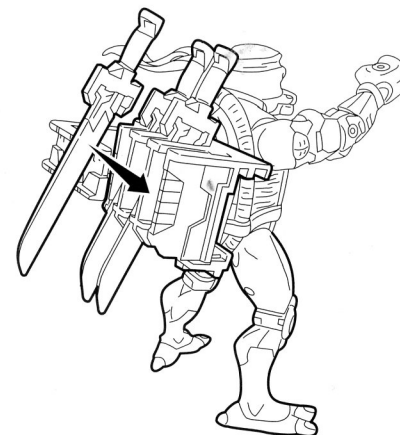
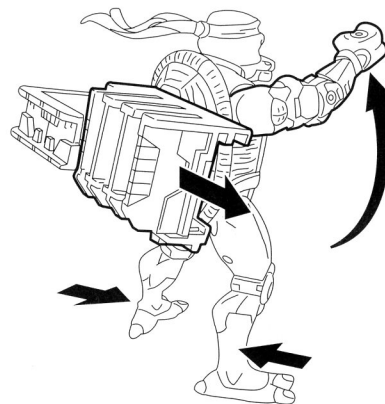
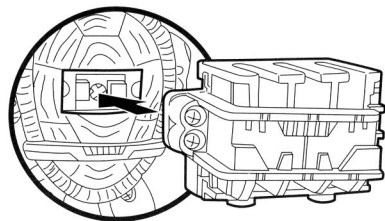



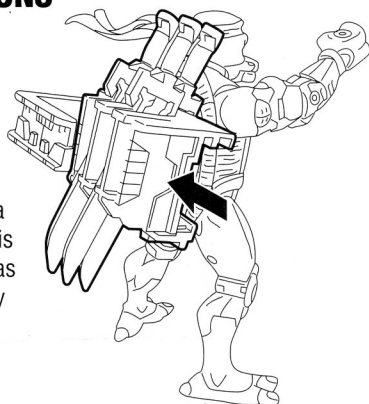


TRIPLE STRIKE LEO INSTRUCTIONS


1. Get ready for some Triple Strike action!
First, mount the Automatic Re-loading Backpack into the space on the back of Leonardo's shell.



4. Once the right-most Katana Sword is loaded in, push his Backpack as far to the left as possible. Leonardo is ready for Triple Strike action!




5. Squeeze Leonardo's legs together and watch as his right hand reaches back and grips his right-most Katana Sword!



2. Squeeze Leonardo's legs together 3 times to shift his Backpack to the right for weapon loading. Then, lift Leonardo's right arm so that it is just above his head. Plant his feet firmly on the ground so that he is in a standing position.

3. Load all three Triple Strike Katana Swords into the Backpack.

6. Release Leonardo's legs to make him shoot his Katana Sword at his villainous stand-up targets! Repeat Step #5 to have Leonardo grab and throw his second weapon... repeat again for the third weapon to complete Leo's Triple Strike action!



Age 4 and up

Playmates ASST. NO. 54950
STOCK NO. 54952

Teenage Mutant Ninja Turtles® © 2006 Mirage Studios, Inc. Teenage Mutant Ninja Turtles®, Leonardo®, Michelangelo®, Raphael®, Donatello®, Splinter®, Shredder®, and April O'Neil® are registered trademarks of Mirage Studios, Inc. All Rights Reserved. PRINTED IN CHINA.