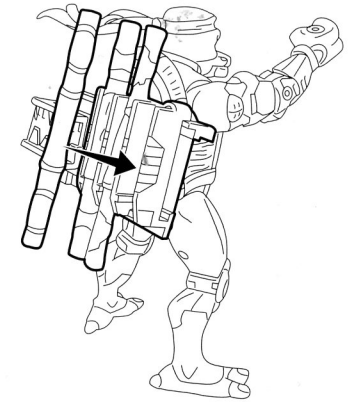
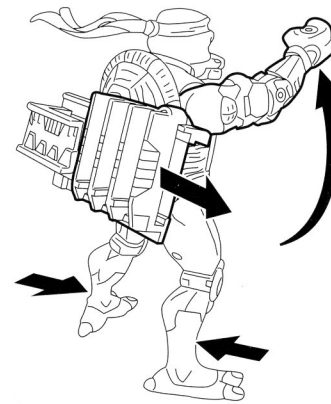
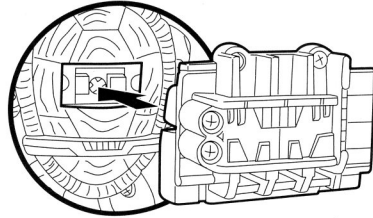




TRIPLE STRIKE DON INSTRUCTIONS

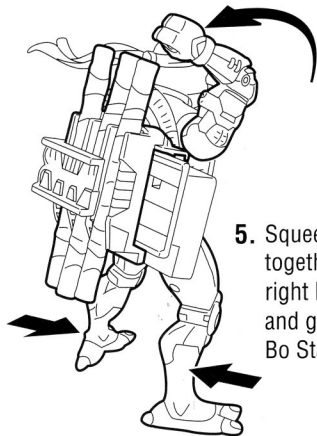
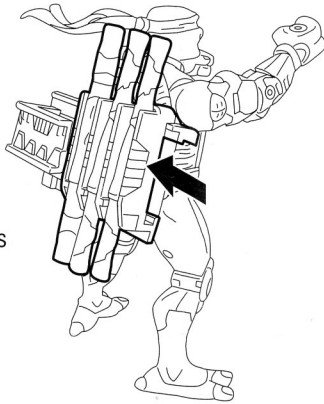
1. Get ready for some Triple Strike action!
First, mount the Automatic Re-loading Backpack
into the space on the back of Donatello's shell.



2. Squeeze Donatello's legs together 3 times to shift
his Backpack to the right for weapon loading.
Then, lift Donatello's right arm so that it is just
above his head. Plant his feet firmly on the
ground so that he is in a standing position.

3. Load all three Triple Strike Bo Staffs into
the Backpack, making sure the magnetic
ends are pointing upward.

4. Once the right-most Bo Staff is
loaded in, push his Backpack as
far to the left as possible.
Donatello is ready for Triple
Strike action!



5. Squeeze Donatello's legs
together and watch as his
right hand reaches back
and grips his right-most
Bo Staff!



6. Release Donatello's legs to make him shoot his
Bo Staff at his villainous stand-up targets! Repeat
Step #5 to have Donatello grab and throw his
second weapon... repeat again for the third
weapon to complete Don's Triple Strike action!



Age 4 and up

Playmates ASST. NO. 54950
STOCK NO. 54951

Teenage Mutant Ninja Turtles® © 2006 Mirage Studios, Inc. Teenage Mutant
Ninja Turtles®, Leonardo®, Michelangelo®, Raphael®, Donatello®,
Splinter®, Shredder®, and April O'Neil® are registered trademarks of
Mirage Studios, Inc. All Rights Reserved. PRINTED IN CHINA.